


## Registration Help Guide

First step is for you to go to the [Athletics New Zealand Website](https://athletics.org.nz)

When on the homepage you will see the below. Click SIGN IN then ATHLETE



Then when you are on the next screen click Registration and you'll see the below

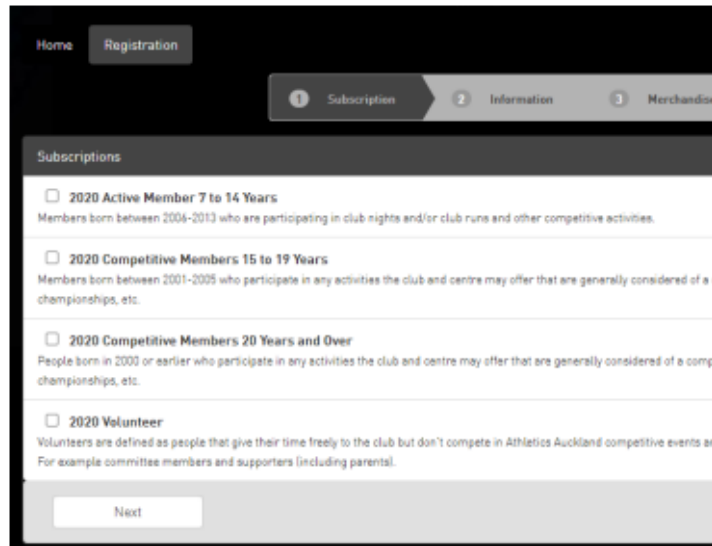


*Note your club will only show up on this list if they have published their membership subscriptions for the current season.*

*If your club doesn't appear contact your club and enquire as to why this may be.*

*If club administrators need help they can refer to the [Membership Portal Help Section](#) on the [Athletics NZ website](#). Alternatively administrators can contact either their [Regional Office](#) or [Athletics NZ](#) for further assistance.*

Once you have selected your club the membership subscriptions offered will appear just like below

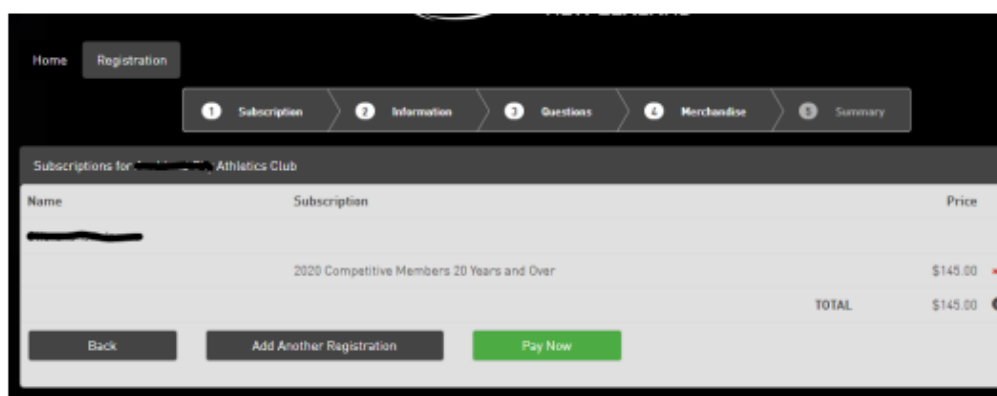


You will then be required to go through and fill out the remainder of the registration form

*Please note if you are a returning member some of this information may pre populate so please ensure you are making any updates that are needed.*

At this stage you will also be asked to agree to the [Athletics NZ Terms & Conditions](#) and [Refund Policy](#).

Once you have completed your own information you can either select Pay Now or can complete the registration of another member using the same email address if you wish



It is recommending once you are at the Checkout screen shown below you change the highlighted option to No thanks

As mentioned above if you are having issues and your club administrator is unable to help you can contact either your [Regional Office](#) or [Athletics NZ](#) for further assistance.